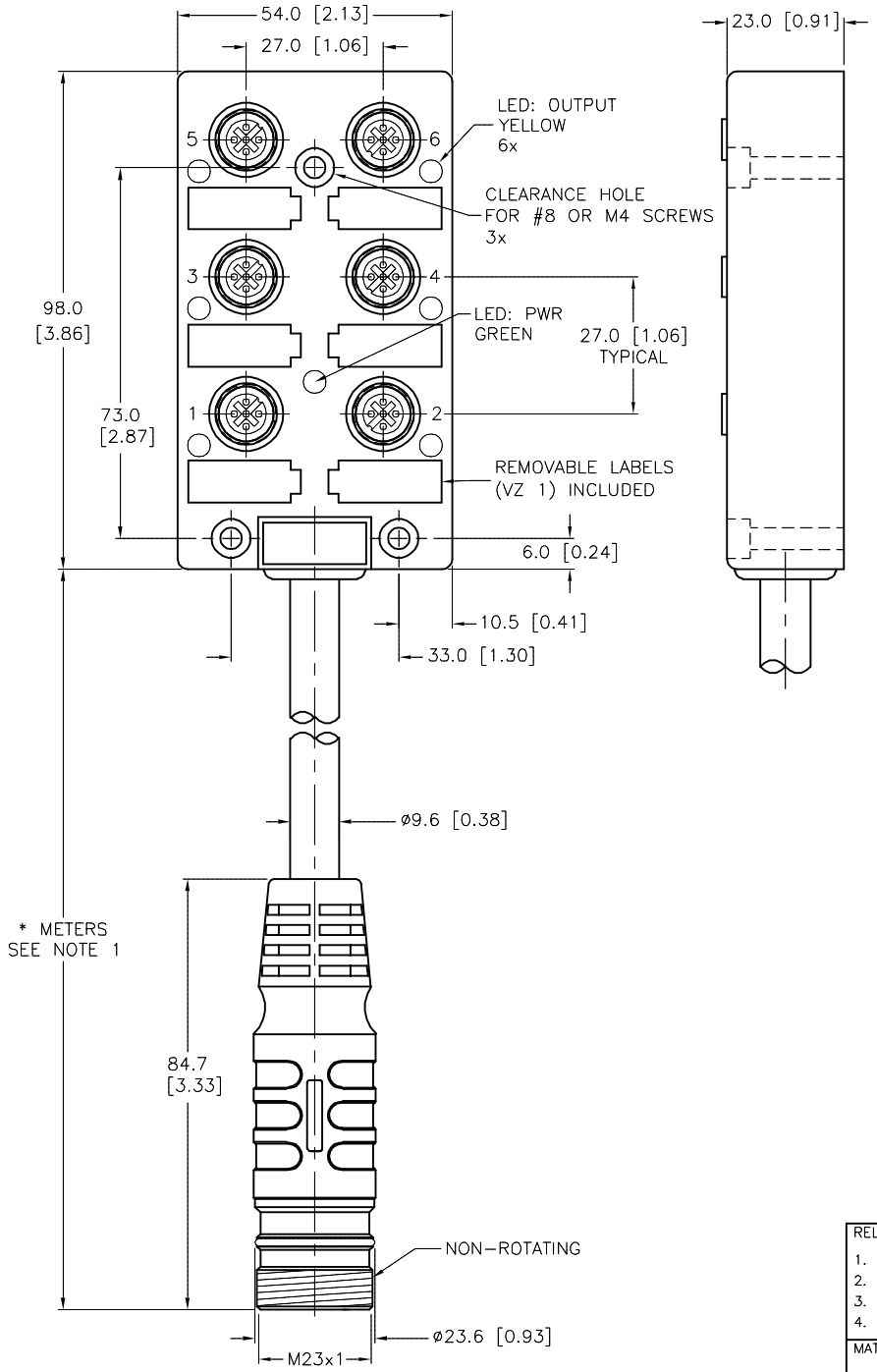

NOTES:

1. "*" INDICATES CABLE LENGTH IN METERS. CONTACT TURCK TO ORDER SPECIFIC LENGTHS.

REV	DESCRIPTION	BY	DATE	ECO NO.
A	DRAWING RELEASE	NF	05/18/17	

MALE END VIEW

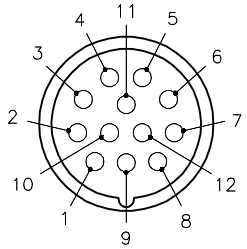

M23 connector

FEMALE END VIEW

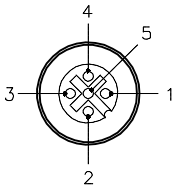

euro fast.

SPECIFICATIONS

CABLE DATA	
NUMBER OF CONDUCTORS [AWG]	9x18 AWG
DRAIN/SHIELD	20 AWG DRAIN/POLYESTER FOIL SHIELD
CONDUCTOR INSULATION MATERIAL	OIL RESISTANT PVC
OUTER JACKET MATERIAL/COLOR	PVC/YELLOW
MATERIAL	
HOUSING/COLOR	NYLON/YELLOW
RECEPTACLE/PLATING	BRASS/NICKEL
CONTACT CARRIERS/COLOR	NYLON OR TPU/BLACK
CONTACTS/PLATING	BRASS/GOLD
SEALING RING	FKM/FPM
ELECTRICAL DATA	
OPERATING VOLTAGE	10-48 VDC
OPERATING CURRENT	4.0 AMPS PER PORT, 6 AMPS TOTAL
LED FUNCTION	for PNP SENSOR OUTPUT
SPACINGS	to VDE 0110 GROUP C
MECHANICAL DATA	
PROTECTION CLASS to DIN 40050	IP 67 - ONLY WHEN ALL RECEPTACLES ARE COVERED WITH PLUGS OR CONNECTED
OPERATING TEMPERATURE	-30°C to +80°C (-25°F to +176°F)

CABLE LENGTH	TOLERANCE *
ALL LENGTHS	+ 4% (OR 50mm) OF LENGTH - 0% (OR 0mm) OF LENGTH WHICHEVER IS GREATER
STRIP LENGTH	**TOLERANCE ***
0-7mm	±0.5mm
8-29mm	±1.0mm
30-49mm	±2.0mm
50-69mm	±3.0mm
70-100mm	±4.0mm
OVER 100mm	±5.0mm
* UNLESS OTHERWISE SPECIFIED	

CLOSURE CAPS
(2 INCLUDED)

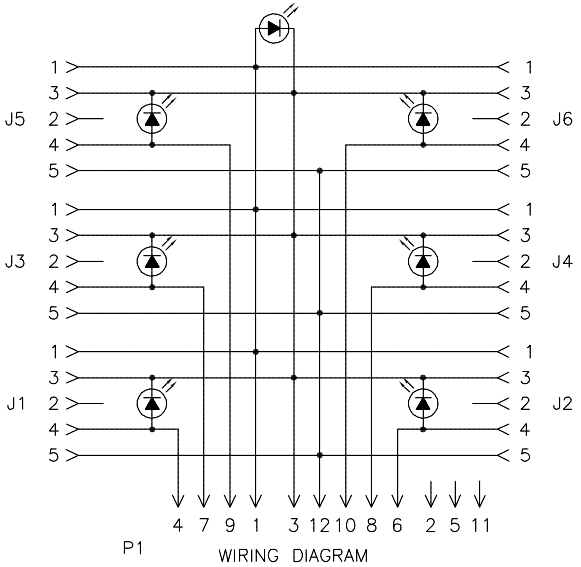

WIRING DIAGRAM

SOURCE DRAWING - FOR REFERENCE ONLY

RELATED DOCUMENTS
1.
2.
3.
4.

3RD ANGLE PROJECTION

THIS DRAWING IS CONFIDENTIAL AND THE PROPERTY OF TURCK INC. USE OF THIS DOCUMENT WITHOUT WRITTEN PERMISSION IS PROHIBITED.

TURCK

3000 CAMPUS DRIVE
MINNEAPOLIS, MN 55441
1-800-544-7769
(763) 553-7300
(763) 553-0708 fax
www.turck.us

MATERIAL: SEE SPECIFICATIONS

FINISH: SEE SPECIFICATIONS

ALL DIMENSIONS DISPLAYED ON THIS DRAWING ARE FOR REFERENCE ONLY

CONTACT TURCK FOR MORE INFORMATION

DRFT: NF | DATE: 05/02/17
APVD: L.H. | SCALE: 1=1.5

UNIT OF MEASUREMENT
MILLIMETER [INCH]
DO NOT SCALE THIS DRAWING

DESCRIPTION: VB 60-P7X7-*-CSSM12

IDENTIFICATION NO.

REV: A

FILE: 777039594 | SHEET 1 OF 1

Approved 05/03/2017, work order #133501 by L.H.